






Year 5

SPRING TERM: Wonderful Wolverhampton

Home Learning Log

Choose at least one English task, one maths task and one topic/science task from the table below. The tasks are ranked accordingly, from 1 star being the easiest level to 3 stars being the hardest. You can choose which level you complete. If you wish to, you could complete more than three tasks.

Star Ranking:	ENGLISH	MATHS	TOPIC/SCIENCE
	Find and record examples of Wolverhampton 'slang / dialect'. Write the words and their meaning. Can you use them in sentences?	In your local area, make a tally chart to identify local businesses or buildings. For example: Chip Shop III Newsagent IIII Post office II	Using Google Earth, draw and label an aerial map of your home / street.
	Research and write a fact file about a famous person from Wolverhampton. Include: <ul style="list-style-type: none"> Which area of Wolverhampton they are from? Why they are famous? Interesting facts about the individual. 	Create maths' word problems using Wonderful Wolverhampton as the context. For example: In 2011, there were 12,797 people living in Oxley and 7,582 in Codsall. How many more people lived in Oxley than Codsall?	Replicate the school's logo badge, using different materials and mediums. For example: Collage Mosaic Pasta art
	Write an interview between yourself (as the reporter) and the Wolverhampton Wanderer's manager, Nuno Espirito Santo, about winning the championship last year and how they are getting on this season.	Find the populations of different areas within Wolverhampton and plot the results onto a graph.	Create a model of a famous Wolverhampton landmark. For example: Molineux. St Peter's Church. The Mander Centre The Chubb's Building. The Grand Theatre.

Challenge: Create and complete your own task related to your class topic.

Please complete and return to your teacher by Friday 8th February 2019